

2022 CORPORATE APPLICATION

Please Check: New/ Renewal Current WEF ID Number _____

Name of Company/Firm _____

Headquarters Address, Street or P.O. Box Phone _____

City State/Province Zip/Postal Code Country _____

Letter of the alphabet you would like your company listed under: _____

NAME OF OFFICIAL REPRESENTATIVE			
First Name	M.I.	Last Name	(Jr., Sr., etc.)
Title		Date of Birth (mm/yyyy)	
City	State/Province	Zip/Postal Code	Country
Address, Street or P.O. Box (if different from above)			
Home Phone	Cell Phone	Business Phone	
E-mail Address		Fax	
<input type="checkbox"/> I do NOT wish to receive information on special offers, discounts, training and educational events, and new product information to enhance my career.			

MEMBERSHIP INFORMATION	DUES														
<p>By joining WEF, you also become a member of a local Member Association (MA). Please enter your membership category (Box 1) and the Local MA you wish to join from the list on the next page. Note: District of Columbia, Illinois, Maryland, and Virginia residents have two MA choices. Please indicate your primary choice in box 2 below.</p> <p><i>Dependent upon your membership level, \$55, \$47 or \$20 of your membership dues is allocated towards a subscription of Water Environment & Technology (WE&T) magazine that is non-deductible from the membership dues.</i></p>	<table border="1"> <tr> <td>1. Membership Category</td> <td></td> </tr> <tr> <td>National Dues:</td> <td>\$</td> </tr> <tr> <td>2. Local MA Selection</td> <td></td> </tr> <tr> <td>Local MA Name:</td> <td>\$</td> </tr> <tr> <td>3. Dual MA Selection (optional)</td> <td></td> </tr> <tr> <td>Secondary MA Selections:</td> <td></td> </tr> <tr> <td style="text-align: right;">TOTAL</td> <td>\$</td> </tr> </table>	1. Membership Category		National Dues:	\$	2. Local MA Selection		Local MA Name:	\$	3. Dual MA Selection (optional)		Secondary MA Selections:		TOTAL	\$
1. Membership Category															
National Dues:	\$														
2. Local MA Selection															
Local MA Name:	\$														
3. Dual MA Selection (optional)															
Secondary MA Selections:															
TOTAL	\$														


DEMOGRAPHIC INFORMATION
The following is requested for informational purposes only.
Gender: <input type="checkbox"/> Female <input type="checkbox"/> Male
Education:
<input type="checkbox"/> Doctorate <input type="checkbox"/> AA/AAS <input type="checkbox"/> MA/MBA/MS <input type="checkbox"/> Technical School <input type="checkbox"/> BA/BS <input type="checkbox"/> High School


DID ANYONE RECOMMEND THAT YOU JOIN WEF?
Referring member's name: _____
Referring member's email address: _____


PAYMENT Forms received without payment will not be processed.				Federal Tax ID #: 53-0225129	
<input type="checkbox"/> Personal Check <input type="checkbox"/> Company Check		Check No. _____		GRAND TOTAL \$	
<input type="checkbox"/> Credit Card <input type="checkbox"/> American Express <input type="checkbox"/> Mastercard <input type="checkbox"/> VISA	Card Number _____	Exp Date _____	CVV _____	<input type="checkbox"/> Yes, please AUTO RENEW my membership! Your membership can be conveniently renewed on your membership anniversary when you sign up for automatic renewal. At the beginning of your membership year, you will automatically be charged for the next membership period to guarantee uninterrupted access to benefits, services, and subscriptions. Members can update their automatic renewal preferences at any time by contacting WEF Customer Service.	
Name on Card _____					
Billing Address (if different than above) _____					
City/ State/Province _____					
Zip/Postal Code _____		Country _____			

Signature _____ **Date** _____

(Signature required for all applications. Representative acknowledges the WEF Code of Conduct (www.wef.org/wef-member-code-of-conduct) is applicable for all members.)

 **Online:**
www.wef.org/joinwef
 (Signature required for all applications. Representative acknowledges the WEF Code of Conduct (www.wef.org/wef-member-code-of-conduct) is applicable for all members.)

 **Mail Form and Payment:**
 WEF Membership
 P.O. Box 38008
 Baltimore, MD 21297-8008
 USA

 **Phone:** 1.800.666.0206 or 1.571.830.1545 globally
Fax: 1.240.396.2471

 **Email:** csc@wef.org

2022 WEF MEMBER ASSOCIATION DUES

UNITED STATES ASSOCIATIONS		CORPORATE
AK	Alaska WWMA	30
AL	Alabama's WEA	132
AR	Arkansas WEA	110
AZ	Arizona Water Association	65
CA	California WEA	322
CO	Rocky Mountain WEA	35
CT	New England WEA	52
DC	Chesapeake WEA	70
	Federal Water Quality Association	100
DE	Chesapeake WEA	70
FL	Florida WEA	80
GA	Georgia Association of Water Professionals	49
HI	Hawaii WEA	60
IO	Iowa WEA	20
ID	Pacific Northwest CWA	70
IL	Central States WEA	25
	Illinois WEA	30
IN	Indiana WEA	35
KA	Kansas WEA	10
KY	Clean Water Professionals of Kentucky & Tennessee	20
LA	Louisiana WEA	100
MD	Chesapeake WEA	70
	Federal Water Quality Association	100
ME	New England WEA	52
MI	Michigan WEA	80
MN	Central States WEA	25
MO	Missouri WEA	35
MS	Mississippi WEA	40
MT	Montana WEA	95
NC	NC One Water	105
ND	North Dakota WEA	20
NE	Nebraska WEA	10
NH	New England WEA	52
NJ	New Jersey WEA	72
NM	Rocky Mountain WEA	35
NV	Nevada WEA	30
NY	New York WEA	125
OH	Ohio WEA	15
OK	Oklahoma WEA	50
OR	Pacific Northwest CWA	70
PA	Pennsylvania WEA	55
PR	Puerto Rico W&EA	50
RI	New England WEA	52
SC	WEA of South Carolina	45
	South Dakota WEA	15
TN	Clean Water Professionals of Kentucky & Tennessee	20
TX	WEA of Texas	70
UT	WEA of Utah	50
VA	Virginia WEA	45
	Federal Water Quality Association	100
VT	New England WEA	52
WA	Pacific Northwest CWA	70
WV	West Virginia WEA	12
WI	Central States WEA	25
WY	Rocky Mountain WEA	35
Canadian Associations		
	Atlantic Canada Water & Wastewater Association	33
	British Columbia Water & WA	109
	Quebec - Reseau Environment*	30
	WEA of Ontario	92
	Western Canada WEA	65
Operator Associations (optional)		

International Associations: To join an association outside the U.S. and Canada, contact csc@wef.org or +1-571-830-1545

* The MA dues collected for Quebec-Reseau Environment give access to limited benefits.

MEMBERSHIP PROFILE

Please take a few moments to tell us about your background and professional interests.

1. What is the nature of your ORGANIZATION (ORG)? (select one only) – required

- | | |
|--|--|
| 01 Consulting, Contracting, Planning Services | 09 Utility: Wastewater |
| 02 Educational Institution | 10 Utility: Drinking Water |
| 03 Industrial Systems/Plants) | 11 Utility: Stormwater |
| 04 Manufacturer or Distributor of Equipment & Supplies (including representatives) | 12 Utility: Wastewater, Drinking Water, and Stormwater |
| 05 Non-profits/NGOs | 13 Utility: Wastewater and Drinking Water |
| 06 Finance, Investment, and Banking | 14 Utility: Wastewater and Stormwater |
| 07 Laboratories | 15 Other (Please define: fill in) |
| 08 State or Federal Government | _____ |

2. What is your Primary JOB FUNCTION? (select one only) (JOB)

- | | |
|----------------------------------|------------------------------------|
| 01 Executive Level | 12 Sales/Marketing |
| 02 ManagementLevel | 13 Manufacturer's Representative |
| 03 Elected or Appointed Official | 14 Communications/Public Relations |
| 04 Educator | 15 IT/OT |
| 05 Student | 16 Other (Please define: fill in) |
| 06 Consultant/Contractor | _____ |
| 07 Engineering/Design | _____ |
| 08 Operator | _____ |
| 09 Scientist/Researcher | _____ |
| 10 Legislator/Regulator | _____ |
| 11 Analyst | |

3. What areas do you consider to be your KEY FOCUS AREAS (FOC)? (select all that apply)

- | | |
|--------------------------------------|---|
| 01 Air Quality and Odor Control | 14 Public Communications and Outreach |
| 02 Biosolids and Residuals | 15 Regulation, Policy, Legislation |
| 03 Climate | 16 Research and Innovation |
| 04 Collection Systems | 17 Resource Recovery |
| 05 Disinfection and Public Health | 18 Safety, Security, Resilience |
| 06 Drinking Water | 19 Small Communities |
| 07 Energy | 20 Stormwater |
| 08 Finance and Investment | 21 Utility Management and Leadership |
| 09 Industrial | 22 Watershed Management |
| 10 Intelligent Water Technology | 23 Wastewater Treatment, Design, and Modeling |
| 11 Laboratory Analysis and Practices | 24 Water Reuse and Reclamation |
| 12 Nutrients | 25 Workforce |
| 13 Plant Operations and Maintenance | |